











Lesson	Detail	Outcome	National Curriculum links
Clay	Developing their sculpting and modelling skills, children experiment with using different objects to create interesting textures on the surface of a clay tile.	 	<ul style="list-style-type: none"> To use drawing, painting and sculpture to develop and share their ideas, experiences and imagination. To develop a wide range of art and design techniques in using line, shape, form and space. About the work of a range of artists, craft makers and designers, describing the differences and similarities between different practices and disciplines, and making links to their own work.
Weaving a Picture	Children learn the craft of weaving, overlapping coloured strips of paper to create a checkerboard, then selecting a shape to overlay onto the weave and decorating.	 	<ul style="list-style-type: none"> To develop a wide range of art and design techniques in using colour, pattern, texture, line, shape, form and space.
Drawing: Shading	Working in the style of Nancy McCroskey's mural, 'Suite in Black, White and Grey', children draw six boxes, filling each with a line that starts at one edge and finishes at another. Then experiment with tone by shading the different areas they have made.	 	<ul style="list-style-type: none"> To develop a wide range of art and design techniques in using colour, pattern, texture, line, shape, form and space.
Painting: Rollercoaster Ride	Whilst designing a rollercoaster ride, children develop their painting skills; working to ensure that they use the right amount of paint, hold the brush correctly and use single, sweeping strokes.	 	<ul style="list-style-type: none"> To develop a wide range of art and design techniques in using colour, pattern, texture, line, shape, form and space.
Learning About... Drawing for Fun	Making drawing feel achievable to all abilities, through identifying the basic shapes within images and objects to be drawn.	 	<ul style="list-style-type: none"> To use drawing, painting and sculpture to develop and share their ideas, experiences and imagination To develop a wide range of art and design techniques in using colour, pattern, texture, line, shape, form and space.