

The masked reader

Teachers record themselves in disguise reading the blurb of their favourite book. The children have to guess the book and author as well as which teacher chose it.



Most inventive reading spot

Children and teachers take photos of themselves reading in unusual places. These can be used to make a display in the school.




Blind book date

Wrap a selection of books in brown paper and write one thing about the book, such as a description of the setting or the main character or why it's a good read. Take them around the classes and the children vote for one for their class.




Story stones

Decorate pebbles to tell a story.



Shoe box setting

Create a setting or a character's bedroom in a shoebox using what they know about the character.




Book scavenger hunt

Set the children a challenge to find a book: that rhymes, is about an animal, has a one-word title etc.



Make book themed food

Make a meal described in a book, such as The Hungry Caterpillar fruit skewers, a Giant Jam Sandwich or Mrs Twit's worm spaghetti.




Create a map

Make a map of a place described in a book, such as Narnia, Hogwarts or Gruffalo wood.



Create a Willow pattern plate

Tell a story, or scene from a story, in the traditional Willow pattern design. See [Kapow Primary Lesson](#) for more information.




Collaborative class story

Write a class story, on paper or digitally using Google drive with each child writing the next paragraph.




Clay character

Create a clay model of a favourite book character.



Program Bee-bots

Retell a story featuring a journey - See [Kapow Primary Lesson](#) for more information.



Mini book

Create a 'zine' about a favourite author, pet or hobby. See [Kapow Primary Lesson](#) for more information.

