





Continuous provision ideas: Why are some places special?

These optional activities are designed to complement the learning objectives of the 'Why are some places special?' unit. They reinforce core learning across different areas of provision, promote independence and cater to various learning types.




Role play area

Set up a 'Special Place' role-play area. Include dressing-up clothes, small rugs, pretend flowers, candles (battery-operated). Children can act out visiting a special place.



Constructive area

Provide children with wooden blocks, building blocks or cardboard boxes to create a miniature community of special places. They can build a town that includes a church, a park, a school, or a temple. Children can discuss why these places are important to people.



Small world area

Set up small blocks or buildings to represent different community places, like homes, a park, school, library and places of worship. Encourage children to use figures to visit each place and discuss what makes each location special to the people who go there.

Provide photographs and labels of special places in the local area for children to use as inspiration and label their special places.



Reading area

Provide storybooks about religious and non-religious special places. Invite children to look at the pictures, discuss them and share any experiences they may have of visiting similar places. Display photographs of special places in the local community for children to talk about and compare to the ones in the books.

Creative area

Provide clay or playdough and encourage children to mould and create their own small models or representations of special places they know or have visited.